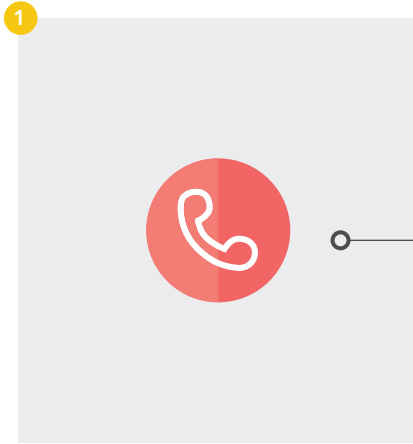




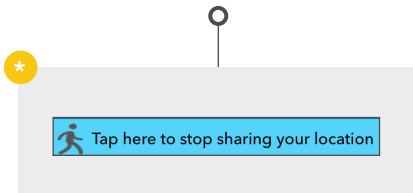
LiveSafe®

— how to use — Emergency Options

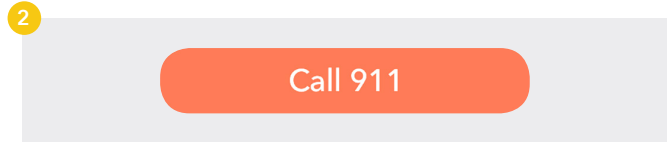
Knowing who to connect to for help is essential to staying safe, regardless of where you happen to be.



1 On the LiveSafe home screen, tap "Emergency Options".



* Enabling any of these options will initiate location sharing with Security. You can turn this off by tapping the blue bar.



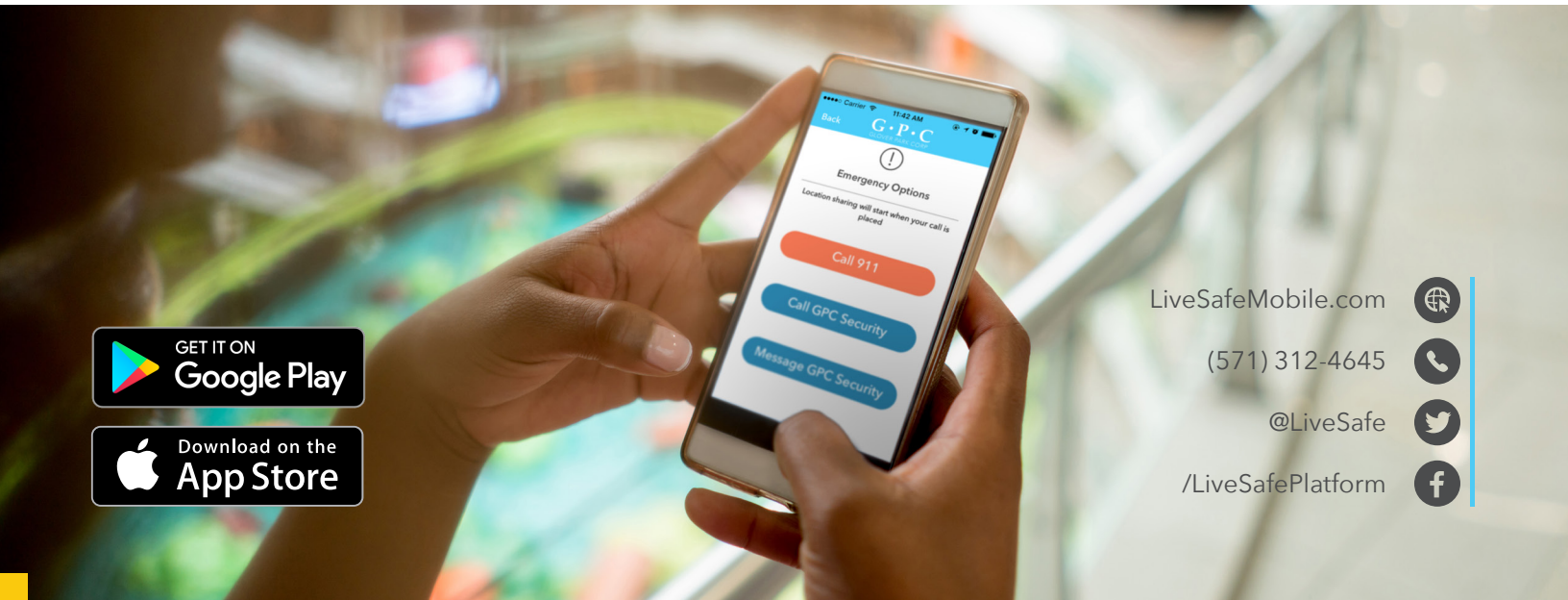
2 Regardless of where you are, use the "Call 911" button to immediately connect with the closest 911 dispatch center.



2 Call Security is programmed with Security's emergency number.



2 Message Security enables you to send a discrete chat directly to Security. Security can chat back to ensure you are okay.



LiveSafeMobile.com

(571) 312-4645

@LiveSafe

/LiveSafePlatform

