




# LiveSafe®

— how to use —  
Check-in

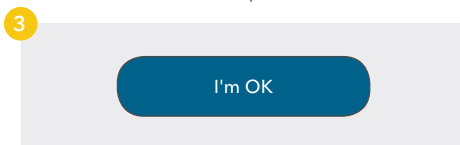
During emergencies, seconds count. LiveSafe's check-in feature enables you to quickly touch base with Security via a real-time prompt so you can quickly indicate if you are okay or need help.



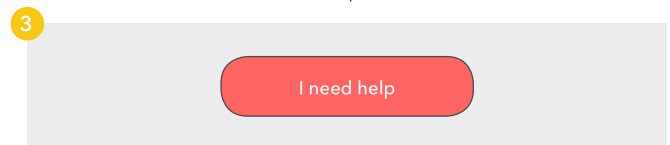
Security will initiate the check-in by sending a prompt via SMS text, email, and/or push notification.



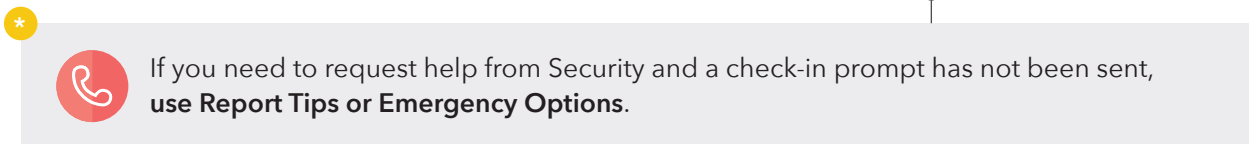
Open the link provided (for SMS text and email) or tap the notification bubble (for push notification). You can also find it within the app's inbox in the bottom navigation bar.




Tap **"I'm OK"** if you are currently safe and do not need assistance from Security.




Tap **"I need help"** if you need immediate assistance from Security. Security will be able to determine your location if you have location services enabled and can contact you via your LiveSafe profile info.



 LiveSafeMobile.com

 (571) 312-4645

 @LiveSafe

 /LiveSafePlatform

